

You've accepted analytics cookies. You can [change your cookie settings](#) at any time

Hide this message

GOV.UK

Find and compare schools in England

**BETA** Could we improve this service? Your [feedback](#) will help.

More information on how the COVID-19 pandemic has affected the data we publish can be found [here](#).

 [Search](#)

 [My schools](#)

Academy sponsor led


# St Augustine's Catholic Primary School, A Voluntary Academy

Ages 3 to 11 • Mixed gender

2019 performance data 

Part of [SALOPIA CATHOLIC SCHOOLS TRUST](#)

 Conwy Court, Runcorn, WA7 2JJ [Show map](#)

 Ofsted rating **2** Good   
Inspected 21 Mar 2018

 [School website](#)

▼ [Show more school details](#)

Education phase:	Primary
Religious character:	Roman Catholic
Local authority:	<a href="#">Halton</a>
Headteacher / Principal:	Mrs Nedra Sothern
Admissions policy:	Not applicable <a href="#">?</a>
Unique reference:	141980
Apply for a place:	<a href="#">Primary</a>
Financial information:	<a href="#">Schools financial benchmarking</a> <a href="#">?</a>
Further information:	<a href="#">Get information about schools</a> <a href="#">?</a>
Compare similar schools:	<b>Primary</b>

**!** 2019 data may no longer reflect a school's current performance. [More info](#)

No primary test or exam data has been published for 2020 or 2021

▼ [About these results](#)

This page shows [final](#) results data for pupils who completed [key stage 2](#) in the summer of 2019. These figures were published in March 2020.

**Progress score in reading, writing and maths** [?](#)

Reading

**Average** **1.9**

Writing

**Well above average** **3.8**

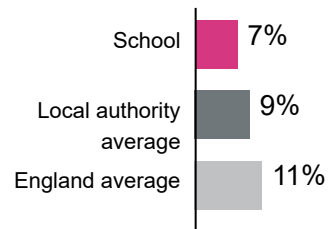
Maths

**Average** **0**

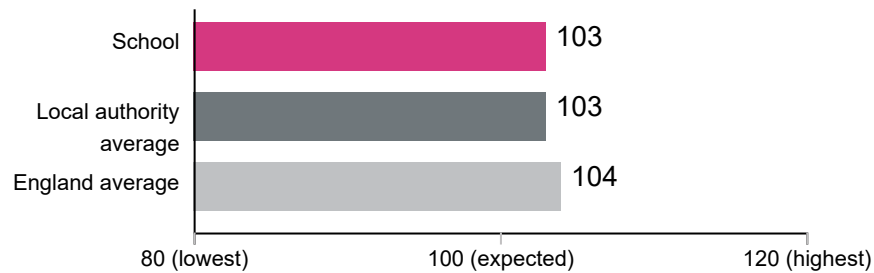
### Pupils meeting expected standard in reading, writing and maths ?



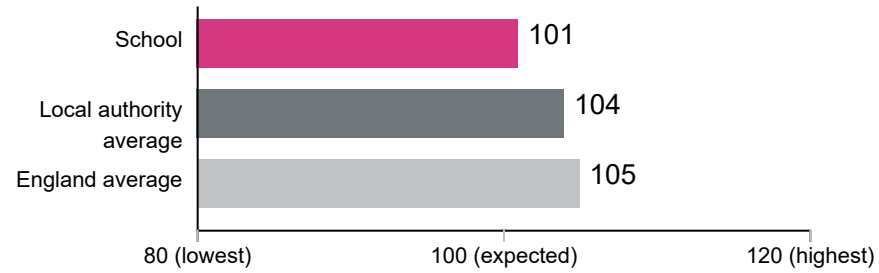
### Pupils achieving at a higher standard in reading, writing and maths ?



### Average score in reading ?



## Average score in maths ?



---

### Results over time



---

### Results by pupil characteristics



---

## About this data

▼ [Abbreviations](#)

- LOWCOV = Low coverage: Shown for the 'value added' measure and coverage indicator where schools have less than 50% of pupils included in calculation of the measure
- NA = Not applicable: Figures are either not available for the year in question, or the data field is not applicable to the school or college
- NE = No entries: The school or college did not enter any pupils or students for the qualifications covered by the measure
- NEM = No entries: We suppress multi-academy trust (MAT) figures if the MAT has fewer than three schools/colleges with eligible pupils or students in this measure, or where there are 5 or fewer pupils or students covered by the measure.
- NEW = New school or college
- NP = Not published: For example, we do not publish Progress 8 data for independent schools and independent special schools, or breakdowns by disadvantaged and other pupils for independent schools, independent special schools and non-maintained special schools
- RE = Redacted: We redact these figures if they do not allow the calculation of a reliable estimate and therefore don't provide a fair measure of performance. For transparency, we publish the headline information for these providers separately in the national achievement rates tables.
- SN = Small number: The number is subject to rounding and is less than 3
- SP = Small percentage: The percentage is subject to rounding and is between 0% and 0.5%
- SUPP = Suppressed: In certain circumstances we will suppress an establishment's data. This is usually when there are 5 or fewer pupils or students covered by the measure (29 for apprenticeships measures). We avoid making these figures public to protect individual privacy. We may also suppress data on a case-by-case basis.
- SUPPM = Suppressed: We suppress multi-academy trust (MAT) figures if the MAT has fewer than three schools/colleges with eligible pupils or students in this measure, or where there are 5 or fewer pupils or students covered by the measure.
- -- = Null: Figures are either not available for the year in question, or the data field is not applicable to the school or college.

### ▼ [Further guidance](#)

Read the [guidance about using the school performance tables](#).

Read more information about the [key stages and the national curriculum](#).



